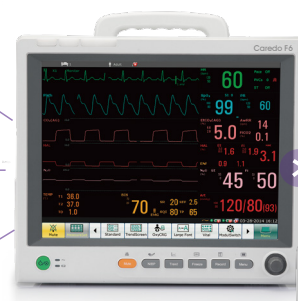
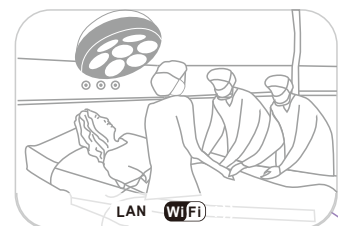


Seamless Connectivity



Caredo F6



Caredo F3s



HIS System



CMS Central Monitoring System



LAN WiFi

The various interfaces and LAN/Wi-Fi compatibility of Caredo F6 make healthcare providers able to monitor their patients' health status from almost anywhere.

- Connecting it with central monitoring system, you may log on from anywhere via your PC/tablet/smart phone, and check the status of the patients. The HL7/XML compatibility enables direct connection to the hospital information system.
- Working together with F3s, a seamless data connection can be built throughout the whole healthcare session, from ambulatory monitoring to the hospital discharge.

Caredo F6 Specifications

Physical Specification

- Dimensions: 333 mm (L) × 211 mm (W) × 289 mm (H)
- Weight: Less than 6.2kg (with XM module)

Display

- Type: Color TFT LCD 12.1", touch screen
- Resolution: 800 × 600
- Waves Displayed: 13 max

Strip Chart Recorder (optional)

- Print speed: 12.5, 25, 50mm/s
- Traces: 3
- Record width: 48mm

ECG

- Lead Types: 12-lead (optional), 5-lead, 3-lead
- Gain: Auto, x0.125(1.25mm/mV), x0.25, x0.50, x1, x2, x4(40mm/mV)

- Sweep Speed: 6.25, 12.5, 25, 50mm/s
- ECG HR Range: Adult: 15 – 300bpm
Pediatric/Neonate: 15 – 350bpm

- Resolution: 1bpm
- Accuracy: +/-1bpm or +/-1%
- Bandwidth: Diagnostic Mode: 0.05 – 150Hz
Monitoring Mode: 0.5 – 40Hz
Surgical Mode: 1 – 20Hz

S-T Segment Detection:

- Measurement Range: -2.0mV – +2.0mV

RESP

- Method: Trans-thoracic Impedance
- Operation Mode: Auto/Manual
- RR Measurement Range: Adult: 0 – 120rpm
Neonate/Ped: 0 – 150rpm

- Resolution: 1rpm
- Accuracy: +/-2rpm
- Apnea Alarm Threshold: 10, 15, 20, 25, 30, 35, 40 sec.
- Sweep Speed: 6.25, 12.5, 25, 50mm/s

SpO₂

- Meas. & Alarm Range: 0 – 100%
- Resolution: 1%
- Accuracy: +/-2% (70 – 100%, Adult, Pediatric); +/-3% (70 – 100%, Neo.)

- PR Range: 25 – 300bpm
- Resolution: 1bpm
- Accuracy: +/-2bpm
- Refresh Rate: 1sec.

SpO₂ (Nellcor Oximax module, optional)

- Measurement & Alarm Range: 1 – 100%
- Resolution: 1%
- PR Range: 20 – 300bpm
- Resolution: 1bpm
- Accuracy: +/-3bpm (depends on probe)
- Refresh Rate: 1sec.

NIBP

- Measurement Ranges:
- Adult: Systolic Pressure: 40 – 270mmHg
Diastolic Pressure: 10 – 215mmHg
Mean Art. Pressure: 20 – 235mmHg
- Pediatric: Systolic Pressure: 40 – 200mmHg
Diastolic Pressure: 10 – 150mmHg
Mean Art. Pressure: 20 – 165mmHg
- Neonate: Systolic Pressure: 40 – 135mmHg

- Diastolic Pressure: 10 – 100mmHg

- Mean Art. Pressure: 20 – 110mmHg

- Pulse Rate: 40 – 240bpm

Temperature

- Measurement/Alarm Range: 0 – 50°C (32 – 122°F)
- Resolution: 0.1°C (0.1°F)
- Accuracy: +/-0.1°C (+/-0.2°F)
- Channels: 2; provides T1, T2, TD

IBP (optional)

- Channels: 8 Max
- Site Labels: ART, PA, CVP, RAP, LAP, ICP, P1, P2
- Measurement Range: -50 – 300mmHg
- Resolution: 1mmHg
- Accuracy: +/-2% or +/-1mmHg
- Sensitivity: 5μV/V/mmHg
- Impedance Range: 300 – 3000 Ohm

C.O. (optional)

- Method: Thermolulution
- Measuring Range: 0.1L/min to 20L/min
- C.O.: 23°C – 43°C
- Tblood: -1°C – 27°C
- Tinjectate: -1°C – 27°C

CO₂ (optional)

- Type: Sidestream or Mainstream
- Range: 0 – 150mmHg
- Accuracy: +/-2mmHg

- +/-5% 41 – 70mmHg

- +/-8% 71 – 100mmHg

- +/-10% 101 – 150mmHg

- AwRR Range: 0 – 150rpm(Mainstream)

- 2-150rpm(sidestream)

- AwRR Accuracy: +/-1rpm

Anesthetic Gas/O₂ (optional)

- Type: Sidestream or Mainstream
- Paramagnetic Oxygen: optional
- Gases: CO₂, O₂, N₂O, Des, Iso, Enf, Hal, Sev with Auto Agent ID
- Warm-up time: Mainstream: <10s
Full accuracy mode: <20s
Sidestream: <20s
- Sample Flow Rate: 50+/-10ml/min Sidestream

BIS (optional)

- Technique : Bispectral index, power spectrum analysis
- Measure Parameters : BIS, SQI, SR, EMG, SEF, TP, BC
- EEG Bandwidth : 0.25Hz ~ 50Hz

RM (optional)

- Measure Parameters : Flow, Tidal Volume, Airway Pressure, Respiration Rate

- Alarm Type : AwRR, PIP, PEEP, MVe
- Apnea alarm delay : 10s, 15s, 20s, 25s, 30s, 35s, 40s; default value is 20s.

ICG (optional)

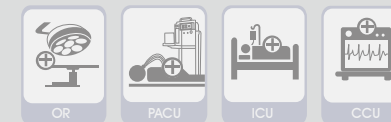
- Technique : Thoracic electrical bioimpedance
- Measuring Range : SV: 0 ml/beat ~ 250 ml/beat
- HR: 40 bpm ~ 250bpm
- C.O.: 0 L/min ~ 30 L/min

Power Supply

- AC Power: 100 – 240VAC, 50/60Hz
- Battery Technology: Rechargeable Li-ion
- Capacity of battery: 5000mAh × 2

Interfaces

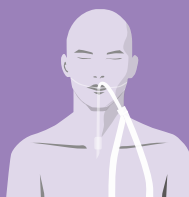
- Analog output, Defib.Sync., Nurse Call, USB (4), VGA, DVI, RS-232, Module Rack interface (PAM), Network RJ-45



Caredo F6


CE 0123

Modular Patient Monitor



Masimo Multi-gas Mainstream AG

- Unique mainstream AG technology. Sidestream AG/O₂
- Unique Nomoline design for water removal.
- Low sample rate at 50 ml/min to minimize the anesthetic agent consumption.
- Paramagnetic oxygen sensor with no additional future cost.

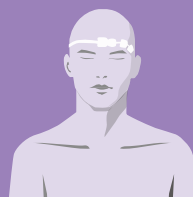


Respironics Mainstream/Sidestream CO₂

- Plug & play module design
- Dehumidification tube instead of water trap
- Low sampling rate of 50ml/min suitable for all types of patients


G2 Sidestream CO₂

- Superior water trap design for accurate monitoring
- Advanced algorithm with intelligent CO₂ pseudo wave identification technology



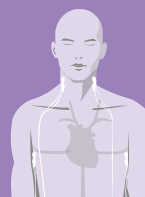
BIS

- Bispectral index monitoring with BIS EEG
- Monitor the patient's brain activity during the surgeries
- Reduce the risk of anaesthesia awareness
- Help speed up the anaesthesia recovery
- Help reduce the time each patient spends in the PACU
- Help reduce the usage of the anaesthesia dose
- One-piece design electrodes for quick and accurate placement



RM

- Continuous and real-time monitoring of lung mechanics
- Loops for more clearly vision of respiratory changes
- Help detecting pulmonary disorders
- Risk management on respiratory failures
- Reduce ventilator-related complications



ICG

- Specially suitable for cardiac monitoring in CCU
- Non-invasive method for cardiac output monitoring
- Continuous monitoring with four pairs of sensors
- Hemodynamic monitoring
- No injury or infection to the patient
- Easy to use



Product Introduction

Engineered specially for high-acuity divisions, the Caredo F6 dedicates to bringing high-quality healthcare to intensive cares and anesthesia monitoring, integrating world-leading technologies into one unit.



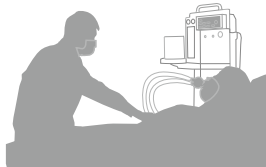
Adaptability

With easy operating touch screen and plug and play modular design, Caredo F6 brings flexibilities and high-performance to critical cares.



Anesthesia Monitoring

The latest respiratory gas and brain activity monitoring technology backs you up with the most reliable performances during surgeries.



Respiratory Monitoring

The industry-leading CO₂ & RM monitoring technology provides the most flexible and accurate solutions for both the intubated and non-intubated patients.



Cardiac Monitoring

Unique ECG algorithm, together with the application of ICG technology, brings flexible choices and reliable measurements on even the extreme cardiac cases.



Intensive/Emergency Cares

The modular design and the expanded parameter configurations extend possibilities in ICU/ER monitoring on a case-to-case basis.

Algorithm & Technologies

ECG

- Advanced ECG monitoring algorithm shows outstanding performance with great improvement in Arrhythmia Detection, ST Analysis, Giant T Wave Differentiation, Pacemaker Detection, and Interference Resistance. Advanced 12-lead ECG interpretation algorithm certificated by CSE & AHA database, which gives accurate diagnosis results and offers doctors a reliable reference.
- SpO₂
- SpO₂ algorithm, which improves the accuracy and stability of the measurement under high motion or low perfusion condition, uses special filtering techniques to reduce the noise caused by motion as well as from other sources and amplifies the pulse oximetry signal
- NIBP algorithm has been verified on the monitoring of cardiac patients, hypertensive patients, and neonatal patients. Along with it, the application of optimized cuff sizes also enhances the measuring accuracy, adapting to various clinical cases.
- CO₂
- The capnography technology is developed to obtain significant readings in response of complex clinical cases, such as cardiogenic oscillation, spontaneous breathing during mechanical ventilation, etc. To help with it, the airway design of G2 water trap is also optimized based on latest fluid dynamics studies.
- Five kinds of calculations are introduced to provide an overall clinical guidance including Drug Dose, Hemodynamic, Oxygenation, Renal Function and Ventilation calculation.



Nurse Call



DVI Output



VGA Output



Defib Proof & Sync



ESU Proof

Modular Design

Caredo F6 employs modular design to answer for the requirements of flexible applications on different clinical cases. Meanwhile, Caredo F3s transport monitor, which can also work as the main module of Caredo F6, builds seamless data connections between transport monitoring and bedside monitoring.

- Caredo F3s Transport Monitor/XM Module
- Standard: 3/5-lead ECG, NIBP, SpO₂ with Perfusion Index (PI), RESP, PR, 2-TEMP
- Optional: Nellcor OxiMax™ SpO₂ with
- SatSeconds™, 12-lead ECG, 2-IBP
- SpO₂ Module (Nellcor OxiMax™ SpO₂ with SatSeconds™)
- IBP Module (Maximum 8-IBP with waveform overlapping function)
- C.O. Module (Thermodilution Cardiac Output)
- ICG Module (Impedance Cardiography)
- CO₂ Module (Respironics Mainstream/Sidestream, G2 Sidestream)
- RM Module (Respironics Respiration Mechanics)
- AG Module (Masimo Mainstream/Sidestream)
- BIS Module (Bispectral Index)



Caredo F3s

